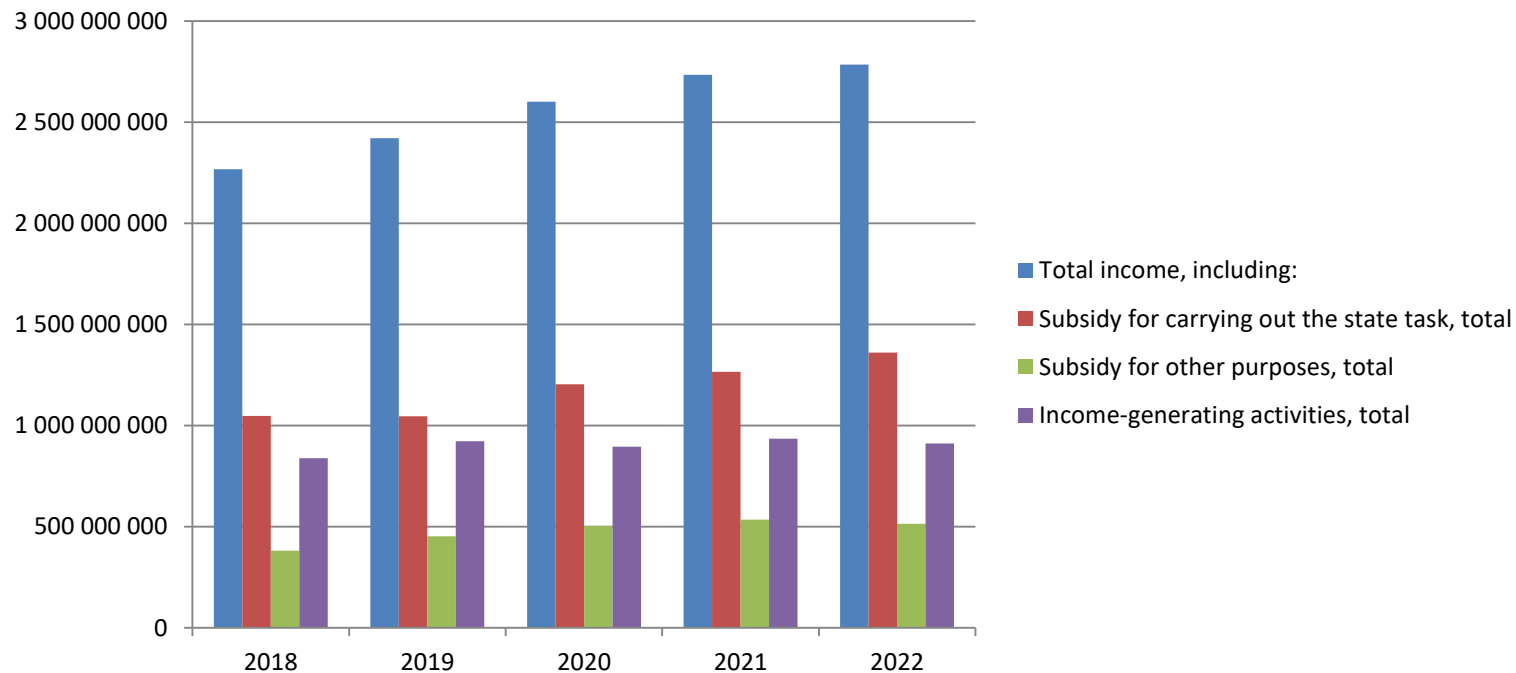


# **FINANCIAL AND ECONOMIC ACTIVITIES**

# Income for 2018-2022, RUB



# Income: subsidy for carrying out the state task, RUB '000.

№	Indicators	2021	2022
1.1	Total subsidy for performing a state task total, including:	1 266 108,8	1 360 538,2
1.1.1	for educational activities (educational services, property maintenance, tax payment)	1 094 104,5	1 171 740,0
1.1.2	for performance of works – applied and fundamental scientific research within the framework of a state task	172 004,3	188 798,2

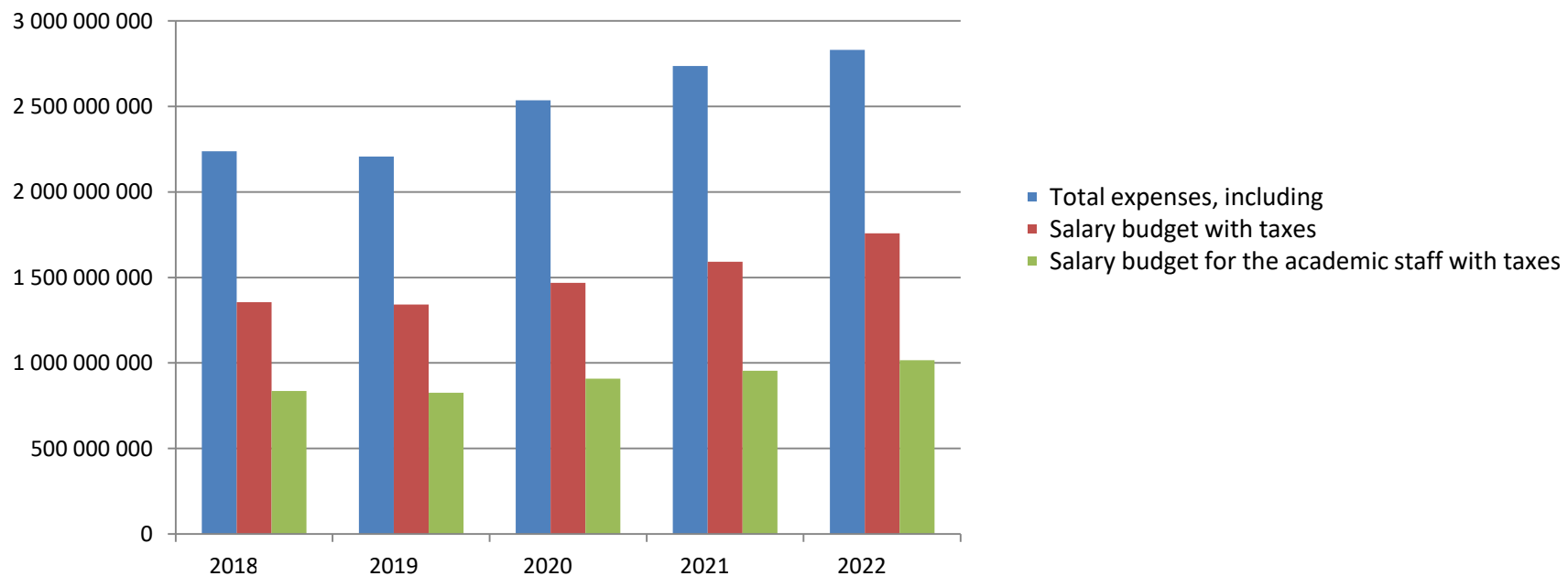
## Income: subsidies for other purposes, RUB '000.

№	Indicators	2021	2022
1.2	Total subsidies for other purposes, including:	<b>533 924,1</b>	<b>513 714,7</b>
1.2.1	for scholarship support	<b>461 902,5</b>	<b>492 105,1</b>
1.2.2	major renovation	<b>52 674,9</b>	<b>21 609,6</b>
1.2.3	Other subsidies for the property maintenance (contributions for major renovation)	<b>96,7</b>	
1.2.4	Federal Project "Information Security"	<b>19 250,0</b>	

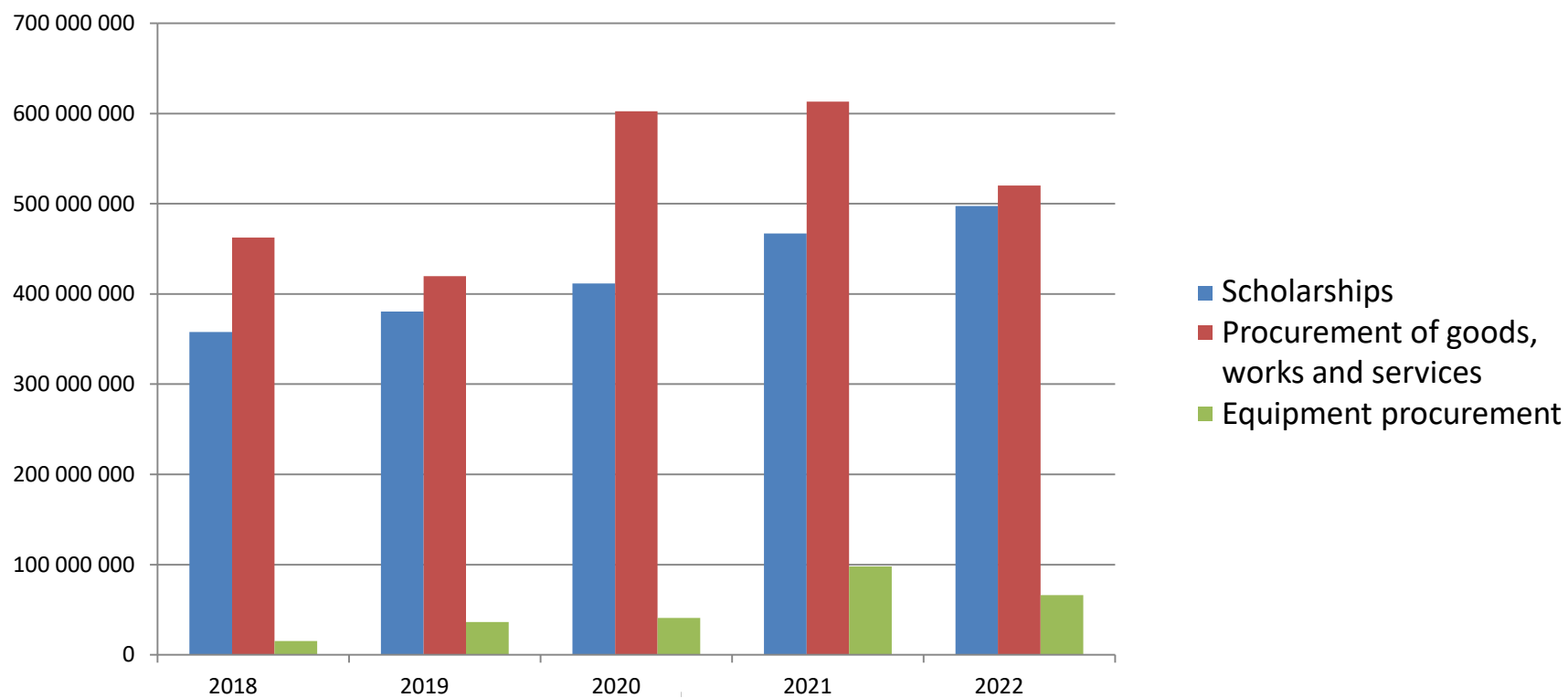
# Income: income-generating activities, RUB '000.

No	Indicators	2021	2022	Deviation 2022-2021
1.3	Total income-generating activities, including:	927 701,1	910 419,5	-17 281,6
1.3.1	revenue from providing educational services	644 244,1	669 452,9	25 208,8
1.3.2	revenue from scientific activity	94 678,0	100 919,7	6 241,7
1.3.3	other income from the provision of paid services (payment for the dormitory, payment for the equipment installation, rent, etc.)	114 279,0	89 446,9	-24 832,1
1.3.4	total grants in the form of a subsidy, including:	74 500,0	50 600,0	-23 900,0
1.3.4.1	Federal Target Program "Research and Development in priority areas of development of the Russian Scientific and Technological Complex" (head – N.M. Budnev)	50 000,0	50 000,0	0,0
1.3.4.2	Governmental and Presidential grants	24 500,0	600,0	-23 900,0

# Expenses for 2018-2022, RUB.



# Expenses for 2018-2022, RUB



# Total expenses, RUB '000

Indicator	Total 2021	Including those at the expense of a subsidy for the state task	Total 2022	Including those at the expense of a subsidy for the state task
Total expenses, including:	<b>2 737 200,1</b>	<b>1 266 227,0</b>	<b>2 831 015,7</b>	<b>1 368 547,9</b>
Employee salaries	<b>1 606 152,8</b>	<b>1 075 839,9</b>	<b>1 776 130,9</b>	<b>1 211 770,3</b>
Scholarships	<b>467 076,4</b>	<b>0,0</b>	<b>497 344,2</b>	<b>0,0</b>
Taxes and fees	<b>50 388,4</b>	<b>33 555,5</b>	<b>36 851,6</b>	<b>23 325,0</b>
Procurement of goods, works and services	<b>613 322,3</b>	<b>156 829,6</b>	<b>520 200,3</b>	<b>133 452,6</b>



# Social expenses/employee support

<b>Social expenses</b>	<b>Total</b>	<b>ISU</b>	<b>Subdivisions</b>
financial support	1 148 430,00	991 430,00	157 000,00
financial support for foreign students	108 200,00	108 200,00	
catering services for medical workers within the framework of vaccination of ISU employees	36 750,00	36 750,00	
Laboratory tests for COVID-19 (for work trips abroad)	15 777,00	15 777,00	
Compensation for salary delay	7 324,70	7 324,70	
Severance upon termination(if the parties agree)	80 000,00	80 000,00	
First aid kits	75 000,00	75 000,00	
Medical masks (disposable, reusable)	800 000,00	800 000,00	
Sanitizer	469 615,00	469 615,00	
Disposable gloves	100 000,00	100 000,00	
Health resort treatment vouchers	203 400,00	203 400,00	
<b>Total:</b>	<b>3 044 496,70</b>	<b>2 887 496,70</b>	<b>157 000,00</b>
	<b>Total:</b>	<b>State task subsidy</b>	<b>ISU</b>
<b>Conducting medical examinations, including: pre-trip and post-trip driver examinations</b>	<b>4 247 466,59</b>	<b>3 735 609,29</b>	<b>511 857,30</b>

# Expenses: procurement of goods, works and services, RUB '000.

Indicator	Total 2021	Including those at the expense of a subsidy for the state task	Total 2022	Including those at the expense of a subsidy for the state task
Procurement of goods, works and services, in total: in including:	<b>613 322</b>	<b>156 830</b>	<b>520 200</b>	<b>133 453</b>
procurement of goods, works and services within Research and Technological Development	<b>31 867</b>	<b>1 125</b>	<b>14 388</b>	<b>200</b>
procurement of goods, works and services for major renovation	<b>64 700</b>	<b>0</b>	<b>22 835</b>	<b>0</b>
Total procurement of goods, works and services for the state needs and purchase of energy resources: including:	<b>516 755</b>	<b>155 705</b>	<b>482 977</b>	<b>133 253</b>
communication services	<b>4 128</b>	<b>137</b>	<b>4 150</b>	<b>3</b>
transportation services	<b>3 265</b>	<b>1 649</b>	<b>4 208</b>	<b>1 788</b>
communal services	<b>104 777</b>	<b>82 330</b>	<b>104 481</b>	<b>70 300</b>
rent for the use of the property	<b>212</b>		<b>269</b>	
property maintenance	<b>86 353</b>	<b>27 053</b>	<b>99 098</b>	<b>9 009</b>
other works, services, insurance	<b>109 215</b>	<b>15 237</b>	<b>123 114</b>	<b>21 717</b>
purchase of equipment	<b>97 969</b>	<b>17 894</b>	<b>66 100</b>	<b>25 265</b>
purchase of materiel stocks	<b>110 836</b>	<b>11 405</b>	<b>81 556</b>	<b>5 170</b>